

Certificate ID: **80090**

Received: **4/17/20**

Scan QR Code for authenticity



**Cannabis Culture Co. and farm**

**135 ocean st. Unit 1**


**South Portland, ME 04106**


**Attn: Charles Crapps**

Client Sample ID: **Iceman special**

Lot Number: **#1**

Matrix: **Flowers/Bud - Dry Flower**

Authorization: <b>Scott Eaton, Lab Manager</b>	Signature: 	Date: <b>4/17/2020</b>
---	--	---------------------------



The data contained within this report was collected in accordance with the requirements of ISO/IEC17025:2017. I attest that the information contained within the report has been reviewed for accuracy and checked against the quality control requirements for each method. These results relate only to the test article listed in this report. Reports may not be reproduced except in their entirety.





**CN: Cannabinoid Profile & Potency [WI-10-17 & WI-10-17-01]**

Analyst: **AC**

Test Date: **3/13/2020**

The client sample was analyzed for plant-based cannabinoids by Liquid Chromatography (LC). The collected data was compared to data collected for certified reference standards at known concentrations.

**80090-CN**

ID	Weight %	Concentration (mg/g)	
D9-THC	0.46	4.62	
THCV	0.03	0.28	
CBD	0.01	0.10	
CBDV	ND	ND	
CBG	0.13	1.34	
CBC	ND	ND	
CBN	ND	ND	
THCA	20.14	201.40	
CBDA	0.06	0.63	
CBGA	0.43	4.31	
D8-THC	ND	ND	
exo-THC	ND	ND	
Total	21.27	212.68	0% Cannabinoids (wt%) 20.1%
Max THC	18.13	181.25	
Max CBD	0.06	0.65	

Limit of Quantitation (LOQ) = 0.006 wt%

Max THC (and Max CBD) are calculated values for total cannabinoids after heating, assuming complete decarboxylation of the acid to the neutral form. It is calculated based on the weight loss of the acid group during decarboxylation: Max THC = (0.877 x THCA) + THC. This calculation does not include other cannabinoid isomers (eg. D8-THC and exo-THC). ND = None detected above the limits of detection (LOD), which is half of LOQ.